





2019 XCEL South State

Team Results

Women / XB / All

Session: All

Apr 26-28, 2019

Rank	Gym	Team	Score				
1	AOG	BS	113.700	28.400	28.800	28.500	28.000
				1	1	1	1T
	1116	Olivia Zamora		9.525	9.475	9.700	9.200
	1215	Emmeline Dale		9.500	9.825	9.400	9.600
	1115	Chloe Swanson		9.375	9.500	9.400	9.200
2	Iron Cross	BS	112.050	27.525	28.350	28.175	28.000
				3T	3	3	1T
	1118	Tessa Clague		9.300		9.225	9.250
	1120	Chloe Woodfin		9.125	9.475		9.350
	1117	Alexandra Barreto		9.100	9.400	9.600	9.400
	1119	Tilla Clague			9.475	9.350	
3	reflex	BS	111.950	27.975	28.475	28.250	27.250
				2	2	2	4
	1101	Kaidyn Jones		9.675	9.550	9.425	9.050
	1099	Bella Hatter		9.200	9.475	9.400	9.000
	1100	Chloe Hatter		9.100			
	1103	Meghan Silva			9.450	9.425	9.200
4	H-Town Elite	BS	110.275	27.525	27.800	27.550	27.400
				3T	4	4	3
	1206	Alli Arnold		9.500	9.625	9.250	9.400
	1207	Marmar Beasley		9.025	8.850	9.050	9.050
	1208	Sibley Wilson		9.000	9.325	9.250	8.950
5	Moseley	BS	106.975	27.375	25.675	27.175	26.750
				5	5	5	5
	1205	Karlee Lowery		9.200	9.000	9.000	8.850
	1204	Zoie Johnson		9.150		9.150	
	1202	Hailey Gokey		9.025	7.750		8.900
	1203	Allie Haynes			8.925	9.025	9.000